

ÇÜæcâ} *•ÁæcÁGÍ C Áæ { àâ^} cÁc^ {] ^!æc~!^Á~ }|^••Á[c@^! , à•^Á•] ^&â-â^âDÈ

5.0SMC170A	5.0SMC170CA	170A	170CA	152.25	162	179	1	3	234	21	0.108
5.0SMC180A	5.0SMC180CA	180A	180CA	161.7	171	189	1	3	246	20	0.108
5.0SMC200A*	5.0SMC200CA*	200A	200CA	179.55	190	210	1	3	274	18	0.108
5.0SMC220A	5.0SMC220CA	220A	220CA	194.25	209	231	1	3	328	15	0.108
5.0SMC250A	5.0SMC250CA	250A	250CA	224.7	237	263	1	3	344	15	0.11
5.0SMC300A	5.0SMC300CA*	300A	300CA	268.8	285	315	1	3	414	12	0.11

RATINGS AND CHARACTERISTIC CURVES

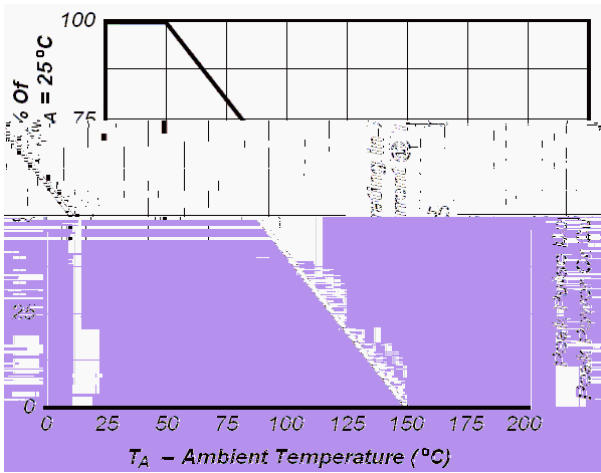


Fig1. Pulse Dearing Curve

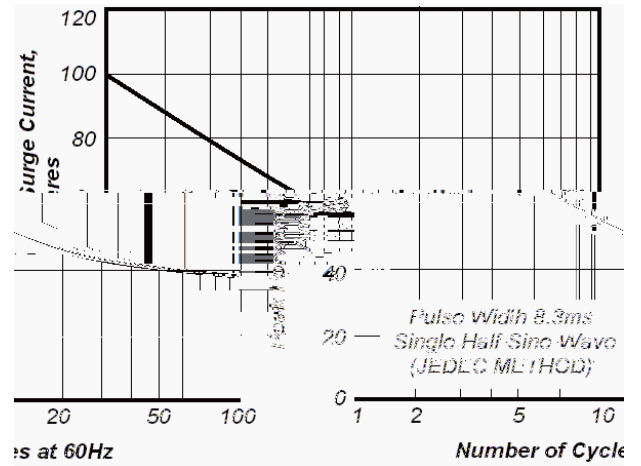


Fig2. Maximum Non-Repetitive Peak Forward Surge Current

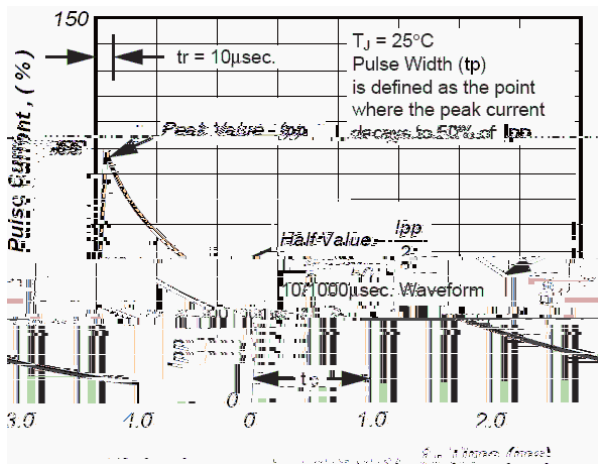


Fig3. Pulse Waveform

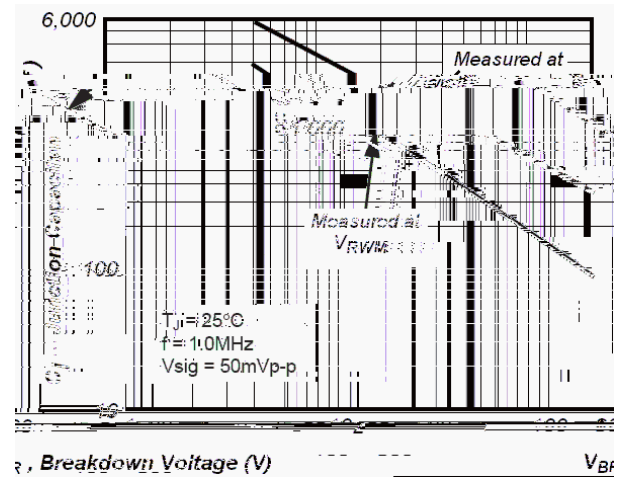


Fig4. Typical Junction Capacitance

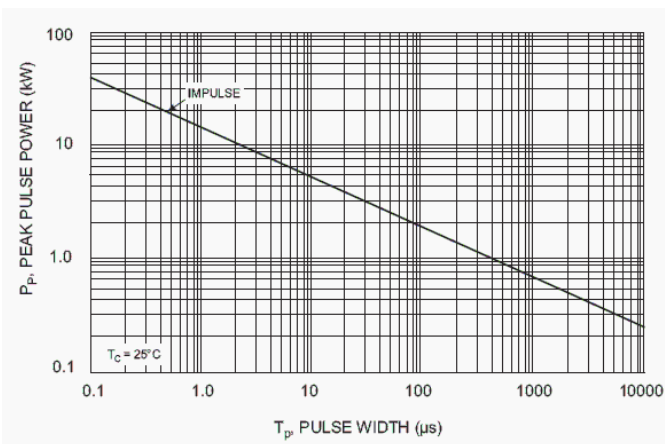


Fig5. Peak Pulse Power Rating curve

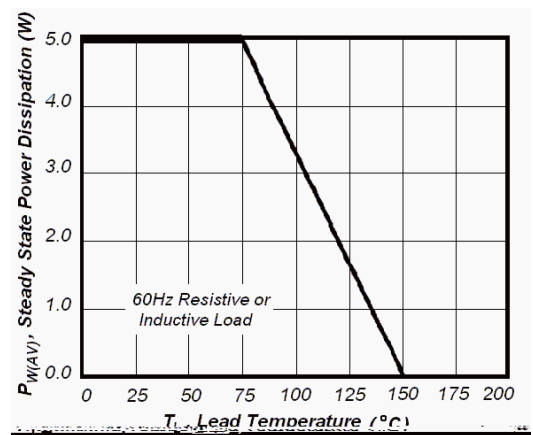


Fig6. Steady State Power Derating Curve