

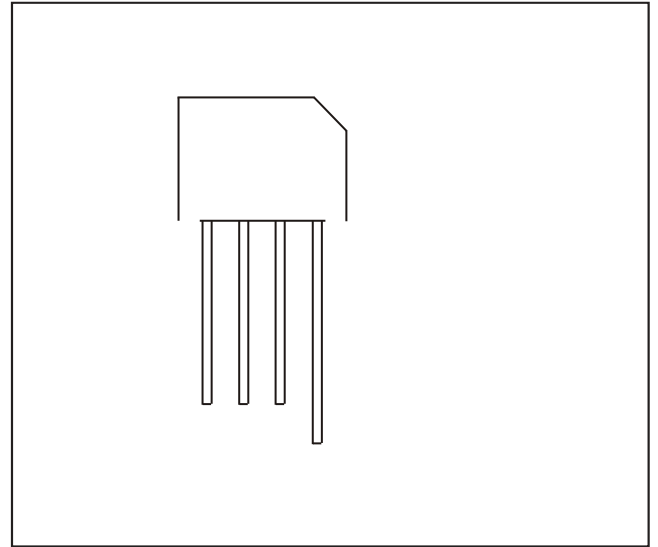
REVERSE VOLTAGE: 50V --- 1000V CURRENT: 6.0A

GBU6005~GBU610

Surge overload rating -175 amperes peak
 Ideal for printed circuit board
 Reliable low cost construction utilizing
 molded plastic technique
 Plastic material has UL
 flammability classification 94V-0

GBU6005~GBU610

Weight: 0.138 ounces , 3.9grams



GBU6005~GBU610

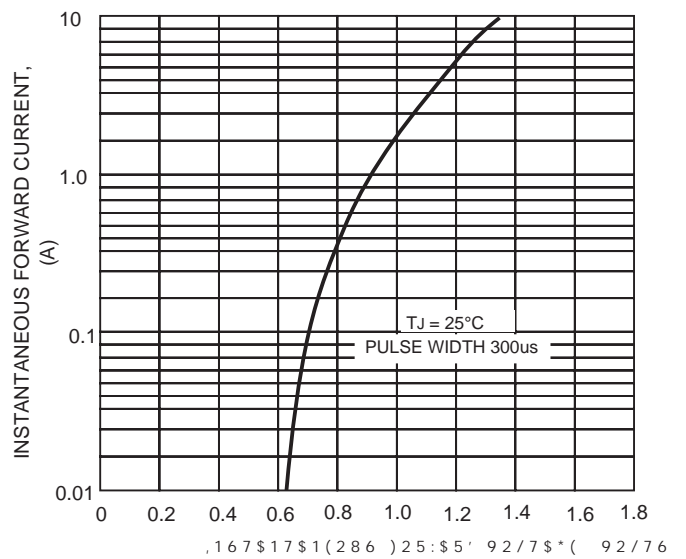
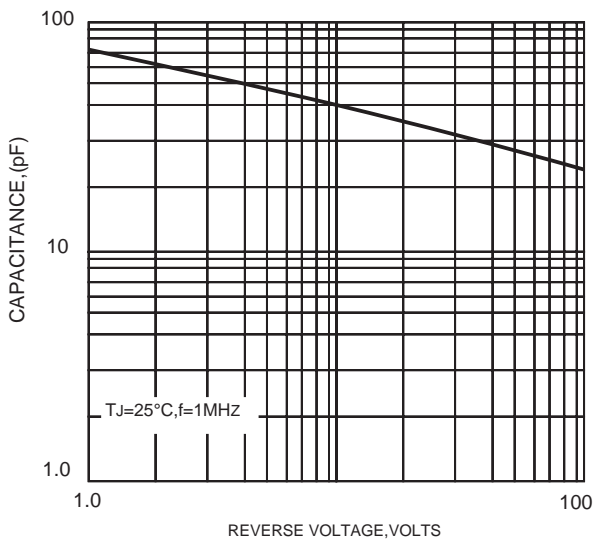
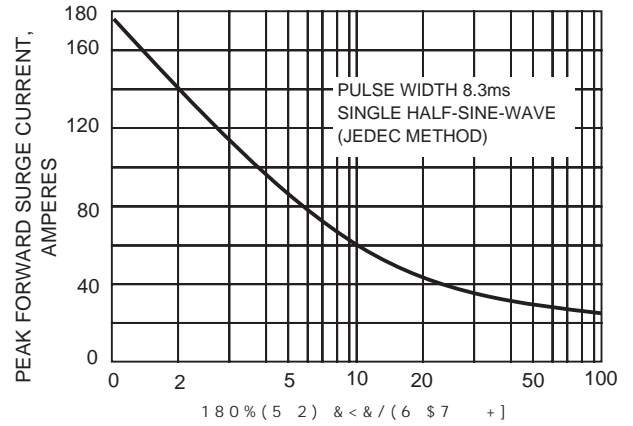
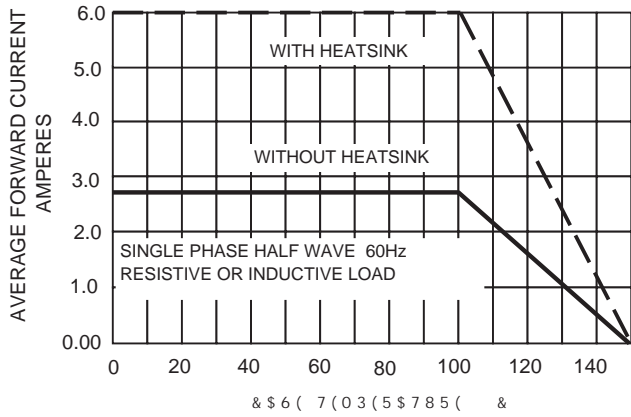
@ 25°C Ambient Temperature (unless otherwise noted) Single phase, half wave, 60 Hz, resistive or inductive load. For capacitive load, derate by 20%.

CHARACTERISTICS	SYMBOL	GBU6005	GBU601	GBU602	GBU604	GBU606	GBU608	GBU610	UNIT
Maximum Recurrent Peak Reverse Voltage	VRRM	50	100	200	400	600	800	1000	V
Maximum RMS Voltage	VRMS	35	70	140	280	420	560	700	V
Maximum DC Blocking Voltage	VDC	50	100	200	400	600	800	1000	V
Maximum Average Forward Rectified Current @ Tc=100 (with heatsink Note 2)	I(AV)	6.0							A
Rectified Current @ Tc=100 (without heatsink)		2.8							
Peak Forward Surge Current 8.3ms Single Half Sine-Wave Super Imposed on Rated Load (JEDEC Method)	IFSM	175							A
Maximum Forward Voltage at 3.0A DC	VF	1.1							V
Maximum DC Reverse Current at Rated DC Blocking Voltage @ Tj=25	IR	10.0							uA
@ Tj=125		500							
I ² t Rating for Fusing (t<8.3ms)	I ² t	127							A ² s
Typical Junction Capacitance Per Element (Note1)	CJ	50							pF
Typical Thermal Resistance (Note2)	R JC	2.2							/W
Operating Temperature Range	TJ	-55 to +150							
Storage Temperature Range	TSTG	-55 to +150							

NOTES: 1. Measured at 1.0MHz and applied reverse voltage of 4.0V DC.

2. Device mounted on 75mm*75mm*1.6mm cu plate heatsink.

RATINGS AND CHARACTERISTIC CURVES



Reverse Current Characteristics

