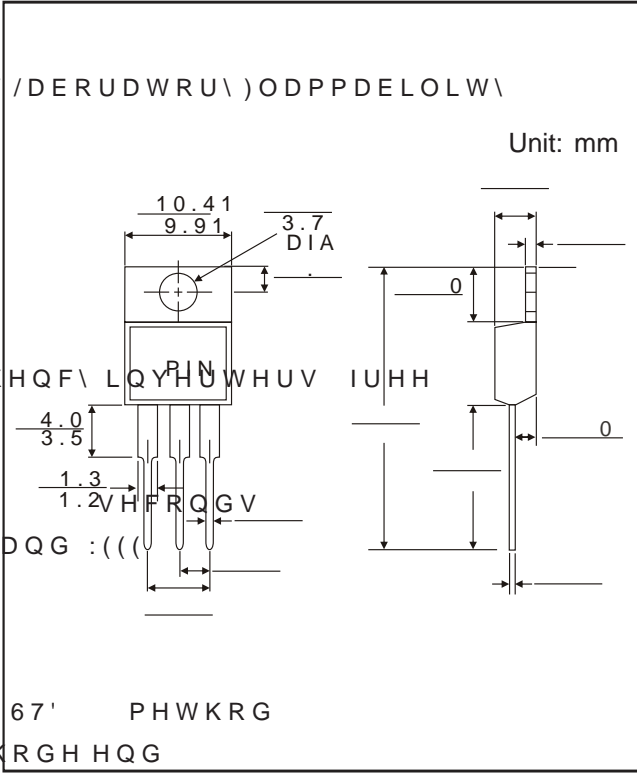


7 2 \$ % 6 & + 2 7 7 . < % \$ 5 5 , (5 5 (& 7 ,) , (5

) (\$ 7 8 5 (6
 " 3 O D V W L F S D F N D J H K D V 8 Q G H U Z U L W H U V / D E R U D W R U \) O D P P D E L O L W \\
 & O D V V L I L 9 D 2 8 W R Q L J L Q J
 " 0 H W D L O O I M F X R O F W L R Q F D F U I M F R O U G X V W L R Q
 " * X D W G Q J R I M H U Y R S O V R D W H H F W L R Q
 " / R Z S R Z I O R V K L J H K I L F L H Q F \\
 " + L J K X U U F D C S M E L R I Z I W U Z Y R G V G D U R S
 " + L J K V X U J H F D S D E L O L W \\
 ") R U X V H L Q O R Z Y R O W D J H K L J K I U H T X H Q F \ L Q Y H U W H U V I U H H
 Z K H H O L Q S I R O D S G L R W H F S A S I O R L F D W L R Q V
 " ' X D O H F W F R I Q W I W L R Q
 " + L J W H P S H U M D V O X G H U L Q J J X D U D Q W H H G
 " & R P S R Q L O D F R U G D Q F H W R 5 R + 6
 (8
 0 (& + \$ 1 , & \$ / ' \$ 7 \$
 " & D V H 7 2 \$ % P R O G H G S O D V W L F E R G \\
 " 7 H U P L Q D O V / H D G V R O G H U D E O H S H U 0 , / 6 7 ' P H W K R G
 " 3 R O D U L W \ & R O R U E D Q G G H Q R W H V F D W K R G H H Q G



0 \$; , 0 8 0 5 \$ 7 , 1 * 6 \$ 1 ' & + \$ 5 \$ & 7 (5 , 6 7 , & 6

f & \$ P E L H G W S H U D X V X O R H W K H U Z R L W H G

TYPE NUMBER	SYMBOL	MBR	MBR	MBR	MBR	MBR	MBR	MBR	UNI	
		2530CT	2535CT	2540CT	2545CT	2550CT	2560CT	2580CT	25100CT	TS
Maximum recurrent peak reverse voltage	V_{RRM}	30	35	40	45	50	60	80	100	V
Maximum RMS voltage	V_{RMS}	21	25	28	32	35	42			

F5H-B ; G'5B8'7 < 5F57H9F-GH=7'7 | FJ9G

FIG.1 – PEAK FORWARD SURGE CURRENT

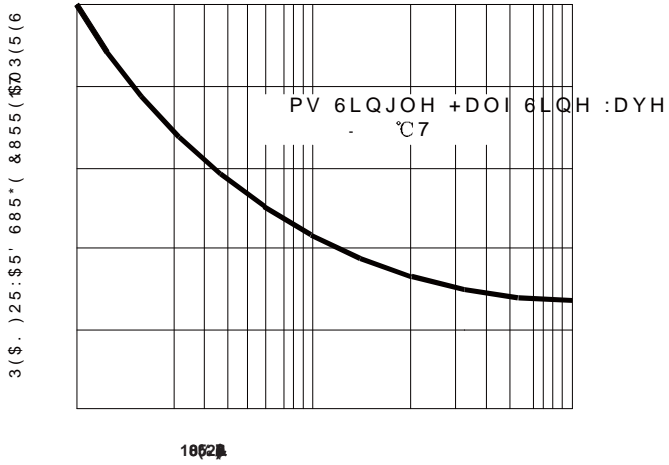
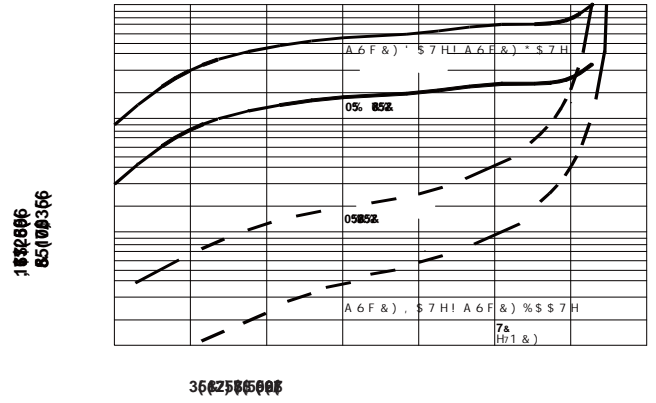


FIG. – TYPICAL REVERSE CHARACTERISTIC



85:5'

85

