


---

**SMA PLASTIC SILICON RECTIFIERS**

**FEATURES**



**MAXIMUM RATINGS AND CHARACTERISTICS**

---

# f & \$ P E L H 7 0 W S H U D X Q O R H W K H U Z L W H G

RATINGS AND CHARACTERISTIC CURVES

FIG. 1- FORWARD CURRENT DERATING CURVE

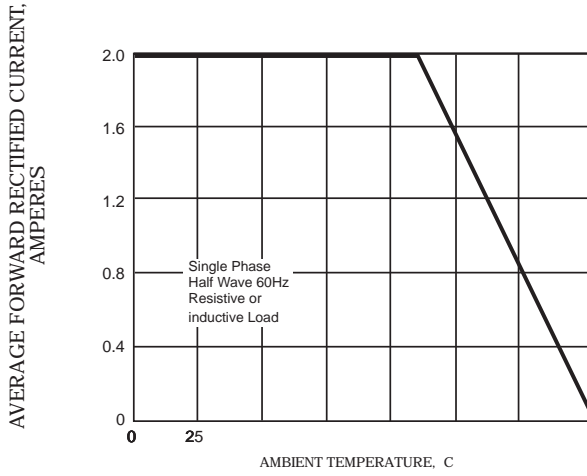


FIG. 2-MAXIMUM NON-REPETITIVE PEAK FORWARD SURGE CURRENT

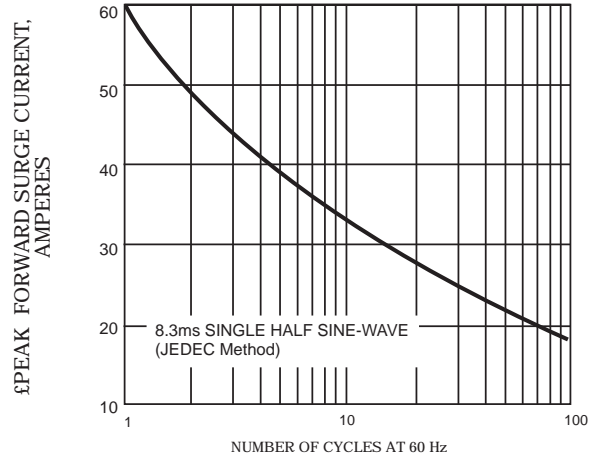


FIG. 3-TYPICAL INSTANTANEOUS FORWARD CHARACTERISTICS

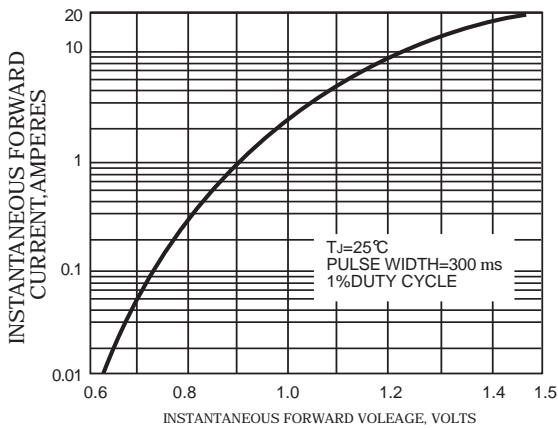


FIG. 4-TYPICAL REVERSE CHARACTERISTICS

